

Scaled data based on original data using
LM-79-08 Approved Method: Electrical and Photometric Measurements of Solid-
State Lighting Products

Test Report Prepared for
Cooper Lighting Solutions
(formerly Eaton)

Brand: McGRAW-EDISON

Report Number: P413352

Luminaire Tested: **BRT6-AX-AMB-U-T3-XX-BK**

Issue Date: 8/18/2020

Test Information

Test Method: LM-79-08
Report Number: P413352
TEST IS SCALED FROM IESNA LM-79-08 TEST DATA (G3-2006-849-8,
Test Lab: INNOVATION CENTER
Issue Date: 8/18/2020
Manufacturer: COOPER LIGHTING SOLUTIONS (FORMERLY EATON)
Product Line: McGRAW-EDISON
Catalog Number: BRT6-AX-AMB-U-T3-XX-BK
Description: BOLLARD 6INCH ROUND BASE, PATH ASYMMETRICAL, AMBER, BLACK FINISH
Light Source: (8) 1620K CCT, 0 CRI LEDS
Ballast/Driver: ELECTRONIC DRIVER

Summary

Lumens per Lamp: N/A
Luminaire Lumens: 457 lumens
Efficiency: N/A
Efficacy: 34.4 lumens/watt
Luminous Opening: Circular (Dia: 0.5' x H: 0')
IES Classification: Type IV - Short - Non-Cutoff
BUG Rating: B0 - U0 - G0

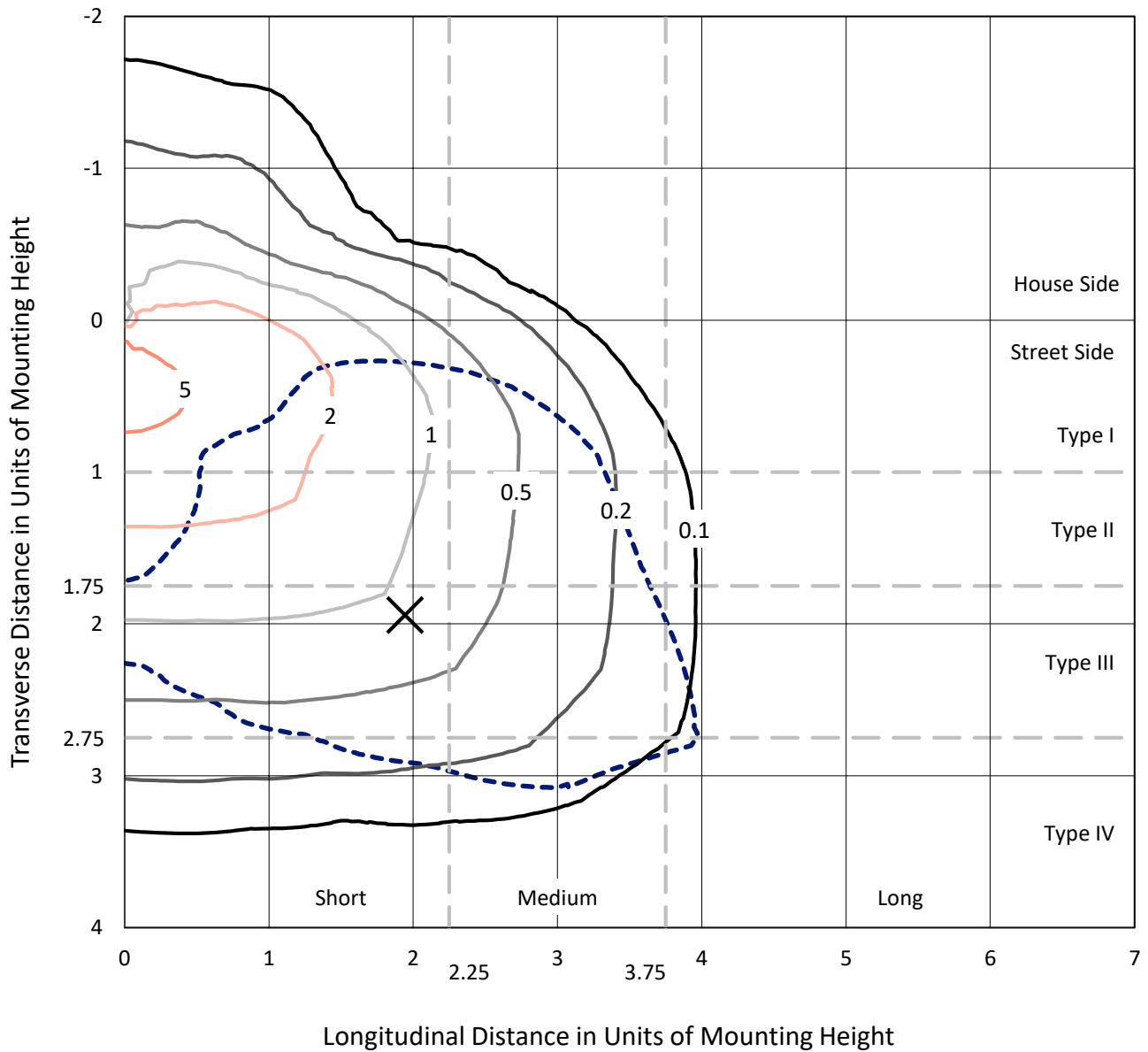
Input Watts (W): 13.3
Input Voltage (V): NR
Input Current (Ain): NR
Voltage Rise (V): NR
Power Factor: NR
Total Harmonic Distortion (THDi): NR
Frequency (hertz): 60
Stabilization Time: NR
Operation Time: NR
Ambient Temperature (°C): NR
Test Distance: 24 FT



REPORT NUMBER: P413352
 CATALOG NUMBER: BRT6-AX-AMB-U-T3-XX-BK

Iso-Footcandle Lines of Horizontal Illumination

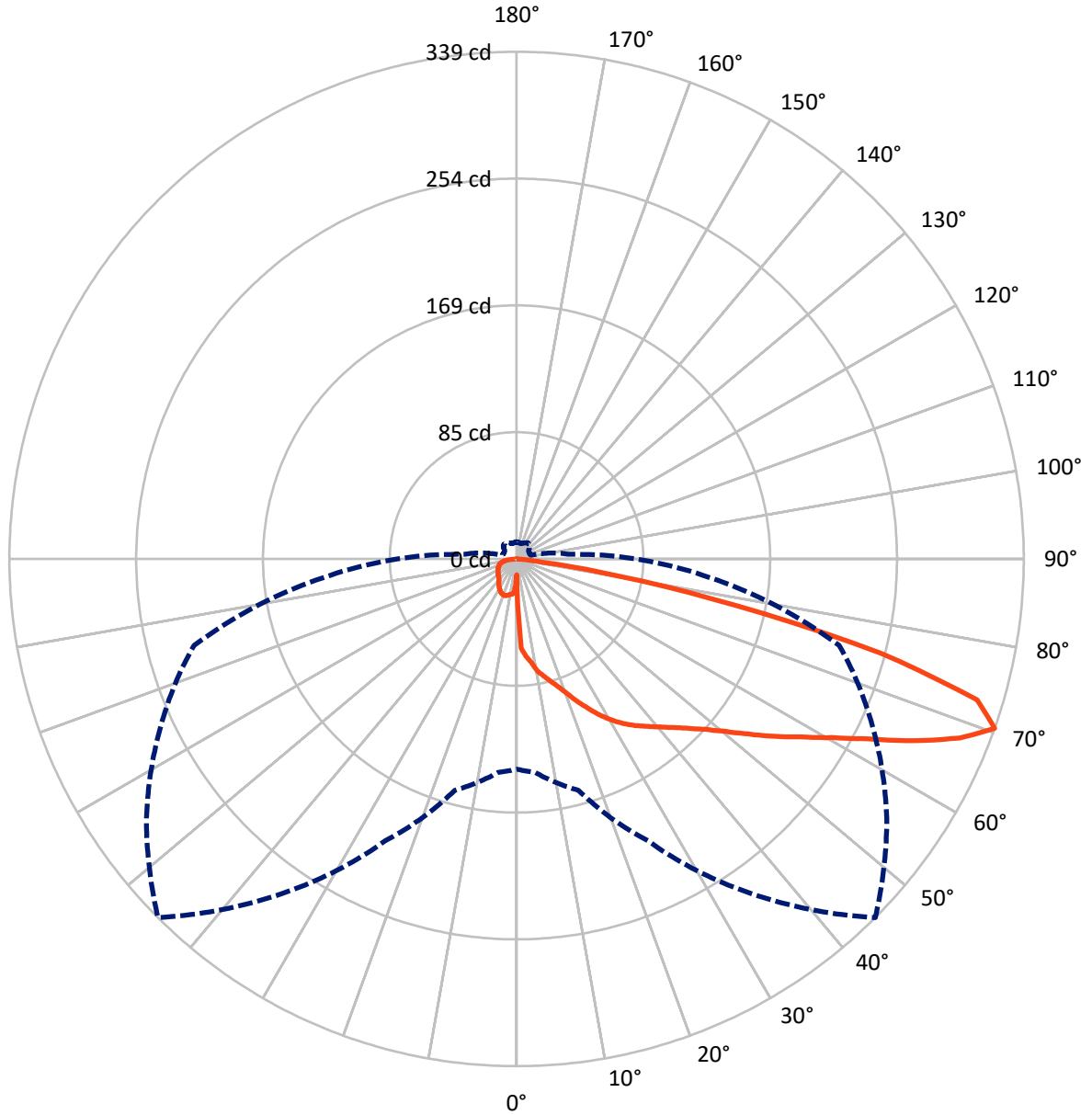
✕ Max cd
 - - - 1/2 Max cd



Based on 4 foot mounting height. Maximum calculated value = 5.8 fc
 Type IV - Short - Non-Cutoff

REPORT NUMBER: P413352
CATALOG NUMBER: BRT6-AX-AMB-U-T3-XX-BK

Luminous Intensity Polar Plot



REPORT NUMBER: P413352

CATALOG NUMBER: BRT6-AX-AMB-U-T3-XX-BK

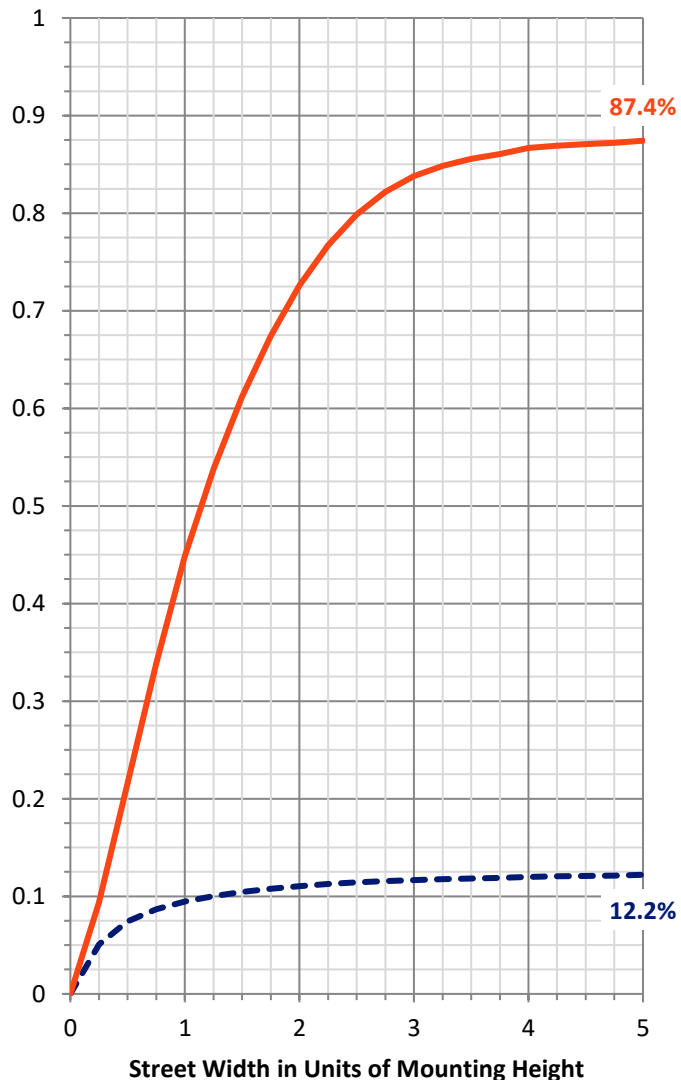
FLUX DISTRIBUTION:

		Downward	Upward	Total
House Side	Lumens	56.9	0.0	56.9
	% Fixture	12.4	0.0	12.4
Street Side	Lumens	400.1	0.0	400.1
	% Fixture	87.6	0.0	87.6
Total	Lumens	457.0	0.0	457.0
	% Fixture	100.0	0.0	100.0

ZONAL LUMENS:

Zone	Lumens	% Fixture
0°-10°	4.2	0.9
10°-20°	15.3	3.3
20°-30°	30.2	6.6
30°-40°	48.3	10.6
40°-50°	67.3	14.7
50°-60°	90.3	19.8
60°-70°	117.7	25.8
70°-80°	76.2	16.7
80°-90°	7.6	1.7
90°-100°	0.0	0.0
100°-110°	0.0	0.0
110°-120°	0.0	0.0
120°-130°	0.0	0.0
130°-140°	0.0	0.0
140°-150°	0.0	0.0
150°-160°	0.0	0.0
160°-170°	0.0	0.0
170°-180°	0.0	0.0
0°-90°	457.0	100.0
0°-180°	457.0	100.0

Coefficient of Utilization



REPORT NUMBER: P413352

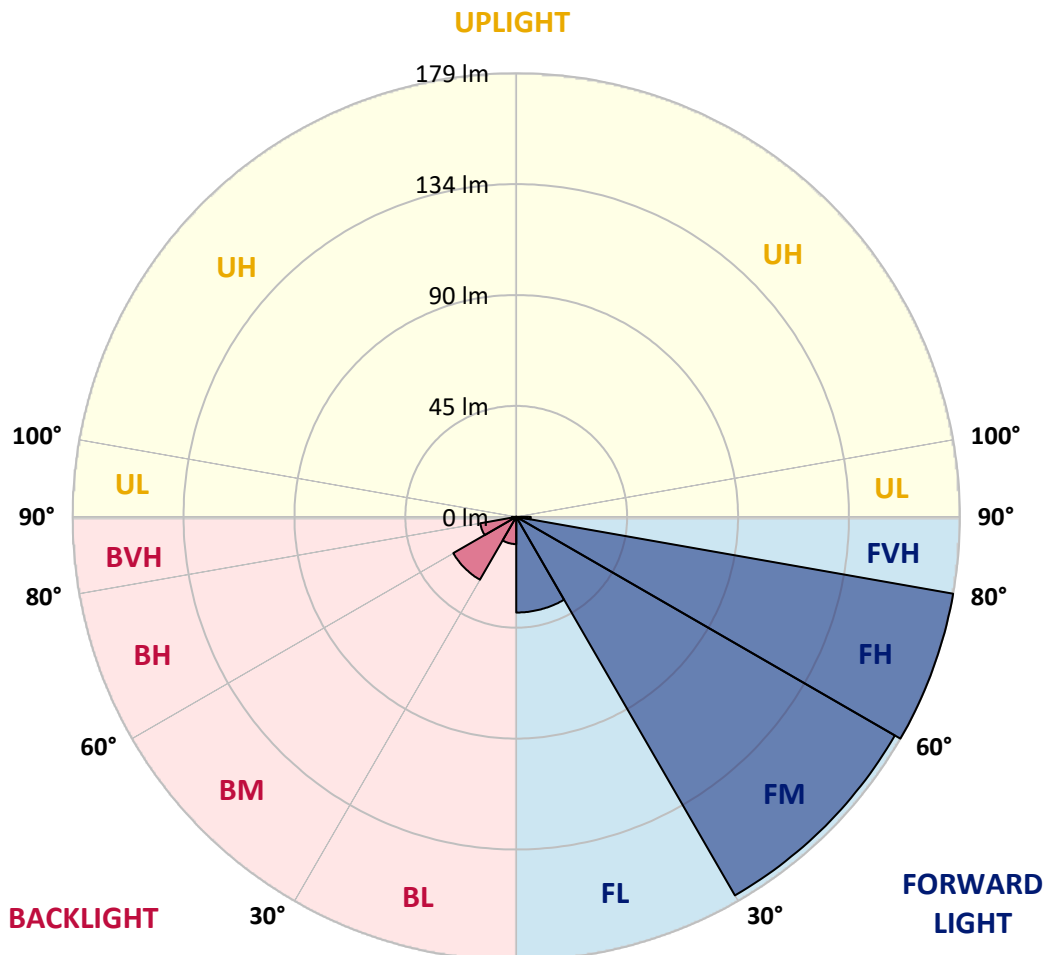
CATALOG NUMBER: BRT6-AX-AMB-U-T3-XX-BK

LUMINAIRE CLASSIFICATION SYSTEM LUMEN TABLE AND BUG RATING:

Zone	Lumens	% Fixture	Zone Rating/Lumen Limit		
			B	U	G
FL (0°-30°)	38.7	8.5			
FM (30°-60°)	176.5	38.6			
FH (60°-80°)	179.1	39.2			G0/660
FVH (80°-90°)	5.8	1.3			G0/10
BL (0°-30°)	11.0	2.4	B0/110		
BM (30°-60°)	29.3	6.4	B0/220		
BH (60°-80°)	14.8	3.2	B0/110		G0/110
BVH (80°-90°)	1.7	0.4			G0/10
UL (90°-100°)	0.0	0.0		U0/0	
UH (100°-180°)	0.0	0.0		U0/0	

BUG Rating: B0-U0-G0

Type IV Short





REPORT NUMBER: P413352

CATALOG NUMBER: BRT6-AX-AMB-U-T3-XX-BK

CANDELA DISTRIBUTION (FULL):

	0°	5°	15°	25°	35°	45°	55°	65°	75°	85°	90°
0°	10.5	10.5	10.5	10.5	10.5	10.5	10.5	10.5	10.5	10.5	10.5
2.5°	71.1	71.4	71.4	69.9	62.4	59.6	53.7	48.9	43.7	38.6	36.4
5°	76.5	76.5	76.5	75.8	73.7	65.2	61.7	54.5	49.9	43.7	42.5
7.5°	81.7	81.9	81.7	80.8	79.6	69.6	66.5	57.3	53.5	45.3	43.7
10°	86.3	86.5	86.5	85.7	84.7	76.0	70.7	60.1	56.3	46.5	44.8
12.5°	91.4	91.6	91.4	90.6	89.1	80.1	74.2	65.2	58.6	47.8	45.8
15°	97.5	97.8	98.0	96.3	94.4	84.5	78.3	68.3	60.9	49.6	46.8
17.5°	104.4	104.4	104.4	103.4	100.8	89.5	82.1	71.7	63.7	51.7	47.8
20°	111.9	112.1	111.9	111.0	107.8	95.7	86.7	75.2	66.5	54.0	49.2
22.5°	118.5	119.2	119.5	118.2	115.4	102.9	92.4	79.1	69.9	56.5	50.7
25°	126.2	126.4	126.2	125.4	122.3	110.3	97.8	83.5	73.5	59.3	52.7
27.5°	132.8	133.4	133.1	131.8	129.7	117.8	103.6	88.5	77.3	62.4	55.5
30°	140.3	140.0	139.2	138.7	136.9	124.7	110.0	93.9	81.7	66.3	59.6
32.5°	145.9	145.9	144.9	144.3	142.5	131.0	115.7	99.1	86.5	71.9	64.8
35°	151.0	151.2	150.2	149.2	147.7	136.6	120.7	104.1	92.1	78.6	70.7
37.5°	155.9	156.1	155.9	154.0	152.5	141.8	126.2	110.0	98.3	85.7	76.0
40°	159.2	159.7	160.7	158.1	156.9	147.4	132.3	117.9	106.7	93.4	81.1
42.5°	158.1	158.7	162.0	162.0	161.5	153.8	139.4	127.2	115.7	101.3	86.0
45°	155.0	156.1	161.8	164.6	166.4	161.2	147.7	138.2	126.2	109.5	90.8
47.5°	151.5	152.1	159.4	164.8	171.7	169.9	157.1	149.2	139.2	117.5	95.2
50°	149.2	150.2	157.9	165.8	177.4	180.9	167.7	162.0	152.2	124.9	98.8
52.5°	151.2	152.8	159.4	169.2	184.3	194.2	179.2	175.0	165.8	130.7	102.1
55°	155.6	156.1	164.3	175.8	194.2	209.1	191.4	190.4	179.4	135.9	104.4
57.5°	160.9	161.5	171.7	184.3	206.3	224.2	205.2	205.5	192.7	140.3	106.2
60°	168.4	169.6	180.4	196.3	220.6	242.1	220.8	221.9	205.2	143.1	107.0
62.5°	173.5	175.5	187.8	209.1	237.8	264.4	238.5	236.2	217.0	144.6	106.2
65°	171.5	172.2	189.2	218.6	255.7	292.5	260.3	249.2	226.3	143.5	102.9
67.5°	162.5	164.0	181.2	221.1	269.7	318.9	283.3	259.5	231.3	138.4	94.4
70°	140.3	143.1	159.9	207.6	272.5	338.6	301.7	261.8	222.9	124.9	79.6
72.5°	84.2	90.1	106.4	146.2	232.1	321.4	297.4	236.2	188.6	96.7	53.5
75°	42.7	44.0	49.3	72.9	143.3	250.8	254.4	184.8	137.9	56.3	30.2
77.5°	20.0	20.2	23.3	32.8	71.1	149.4	192.1	135.4	87.8	28.9	16.2
80°	11.0	11.8	12.5	16.2	22.0	68.6	121.0	82.1	49.9	12.8	7.2
82.5°	7.4	7.4	7.7	8.2	10.5	16.6	40.7	31.8	19.2	5.1	3.6
85°	2.8	3.1	3.4	3.6	4.1	4.4	4.6	4.4	3.1	1.8	1.3
87.5°	1.3	1.3	1.3	1.5	1.3	1.3	1.3	1.0	1.0	0.7	0.5
90°	0.0	0.0	0.0	0.0	0.0	0.0	0.0	0.0	0.0	0.0	0.0



REPORT NUMBER: P413352

CATALOG NUMBER: BRT6-AX-AMB-U-T3-XX-BK

CANDELA DISTRIBUTION (continued):

	95°	105°	115°	125°	135°	145°	155°	165°	175°	180°
0°	10.5	10.5	10.5	10.5	10.5	10.5	10.5	10.5	10.5	10.5
2.5°	34.3	31.5	25.3	22.5	16.6	15.3	11.2	8.2	4.4	3.4
5°	39.2	33.7	29.9	24.9	22.5	16.2	15.1	8.7	9.3	13.1
7.5°	40.7	34.3	31.8	25.3	23.6	16.4	15.3	9.3	11.2	13.3
10°	42.7	34.8	32.0	25.6	23.8	16.6	15.6	10.3	14.1	14.1
12.5°	43.6	35.3	32.5	25.9	24.6	17.1	16.2	12.5	14.6	14.9
15°	44.3	35.6	33.0	26.6	25.0	17.9	16.6	14.9	14.9	15.1
17.5°	45.0	36.1	34.0	27.1	25.6	18.7	16.6	15.1	14.9	15.1
20°	45.8	37.1	35.0	27.7	25.6	19.7	16.6	15.1	14.9	15.1
22.5°	47.4	38.6	36.4	27.8	25.3	20.0	16.2	14.9	14.6	14.9
25°	49.3	40.9	37.1	28.1	24.9	19.7	15.9	14.6	14.1	14.3
27.5°	52.4	43.7	37.7	28.4	24.0	19.4	15.3	14.1	13.6	13.8
30°	56.8	46.4	37.4	27.8	23.0	19.0	14.9	13.6	13.3	13.6
32.5°	62.0	48.1	36.6	26.9	22.0	18.4	14.3	13.1	12.8	13.1
35°	66.3	48.6	34.8	25.0	21.0	17.9	13.8	12.5	12.5	12.8
37.5°	69.9	48.1	32.2	23.6	19.7	17.1	13.3	12.2	12.2	12.2
40°	72.7	46.5	29.4	21.8	18.4	16.4	13.1	12.1	12.1	12.2
42.5°	74.8	44.3	26.9	20.5	17.7	16.2	12.8	11.8	11.8	12.1
45°	76.3	41.5	24.6	19.0	16.9	15.6	12.2	11.2	11.2	11.5
47.5°	77.8	38.6	22.2	17.9	16.6	15.3	11.8	11.2	11.2	11.5
50°	78.6	35.8	20.5	17.1	16.2	14.6	11.5	11.2	11.8	11.8
52.5°	79.1	33.3	18.7	16.2	15.9	14.3	11.8	11.8	12.1	12.2
55°	78.6	29.9	16.9	15.1	15.1	14.3	12.1	12.1	12.2	12.2
57.5°	76.3	26.1	15.1	14.3	14.6	14.6	12.2	12.1	12.2	12.5
60°	73.2	22.0	13.8	13.6	14.3	14.6	12.5	12.1	12.5	12.5
62.5°	67.6	17.7	12.2	12.5	14.1	14.6	12.5	11.8	12.5	12.5
65°	58.9	14.1	11.0	11.5	13.6	14.3	12.2	11.5	12.1	12.2
67.5°	48.1	11.8	10.0	10.5	13.1	14.1	12.1	11.2	11.5	12.1
70°	35.6	10.0	9.3	9.7	12.5	13.1	11.8	10.7	11.2	11.5
72.5°	23.3	8.4	8.2	9.0	12.1	12.1	11.2	10.3	10.7	11.2
75°	13.6	6.6	6.6	7.9	11.2	11.0	10.7	8.7	9.4	10.5
77.5°	8.4	5.1	5.6	6.6	10.5	10.3	10.0	7.4	8.2	9.7
80°	4.1	3.8	4.1	5.6	9.0	9.0	9.3	6.4	7.2	9.0
82.5°	2.3	2.3	2.8	3.8	7.9	7.7	7.9	5.4	6.2	7.9
85°	1.3	1.5	1.5	2.5	5.4	4.9	6.6	3.8	4.6	6.2
87.5°	0.5	0.5	0.3	0.3	0.7	0.3	0.7	0.5	1.5	2.1
90°	0.0	0.0	0.0	0.0	0.0	0.0	0.0	0.0	0.0	0.0



Report Generated By E9970913

Cooper Lighting Solutions Photometric Lab
1121 Highway 74 South
Peachtree City, GA 30269

Scaled Data Report



Cooper Lighting Solutions Photometric Lab
1121 Highway 74 South
Peachtree City, GA 30269

Scaled Data Report





— Vertical Plane Through 45-Deg Lateral - - - Horizontal Cone Through 70-Deg Vertical



--- HS — SS



0°

Cooper Lighting Solutions Photometric Lab
1121 Highway 74 South
Peachtree City, GA 30269

Scaled Data Report





(END OF REPORT)